




Quadro Vino



Q



Quadro Vino

Design e tecnologia si fondono per dar vita al primo quadro refrigerato mai realizzato al mondo.

Un complemento di arredo dal design inconfondibile che permette di esporre con classe le bottiglie più importanti, impreziosire e valorizzare l'ambiente che lo ospita.

Quadro Vino il primo frigorifero al mondo che, come un quadro, può essere appeso sopra un divano.

È capace di rendere speciali i momenti più importanti e regalare emozioni inaspettate.

Design and technology come together to bring to life the first refrigerated picture frame in the world.

A piece of furniture of unique design which can elegantly display the most important bottles, while enhancing and enriching the space.

Quadro Vino is the first refrigerator in the world that – just like a painting – can be hung over a sofa.

It can make the most extraordinary moments very special, and raise unexpected excitement.



QV12



QV30



QV40



QV52

COLORS

STRUTTURA
Structure

RAL 9010 - RAL 9005

CORNICI
Frames

L10 - L11 - L20 - L21 - L22 - L23 - L30
L40 - L42 - L50 - L53 - L60 - M01
V01 - V02 - D01 - DF01 - DF02
DV01 - DV02 - C01 - CF01 - CF02
CV01 - CV02 - RAL

PANNELLI
Panels

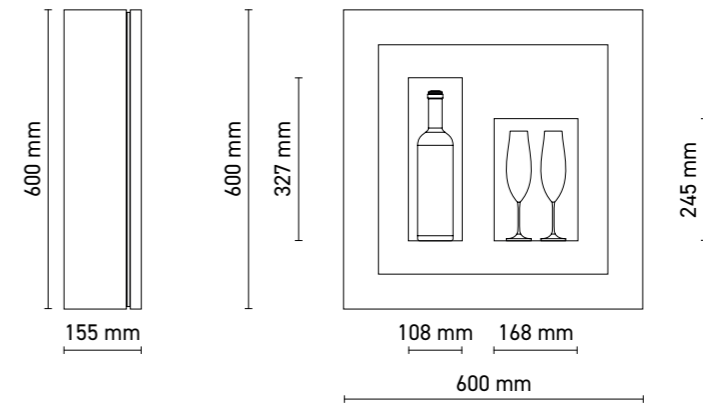
RAL 9010 - RAL 9005 - E10 - E11 - E12
E13 - E30 - E31 - E39 - E40 - E41 - E50




Quadro Vino n. 12



QV12



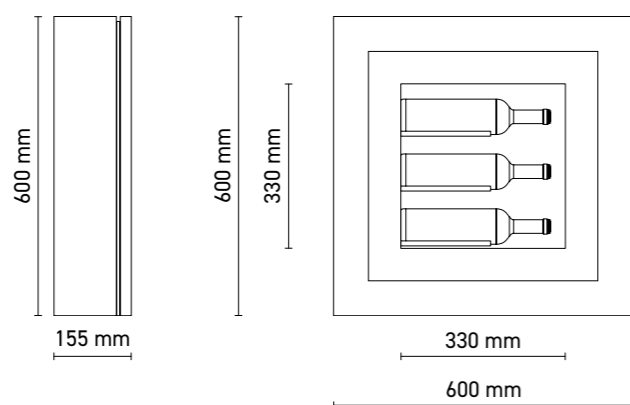
 °C
+ 4 / +10




Quadro Vino n. 30



QV30



 °C
+ 8 / +20

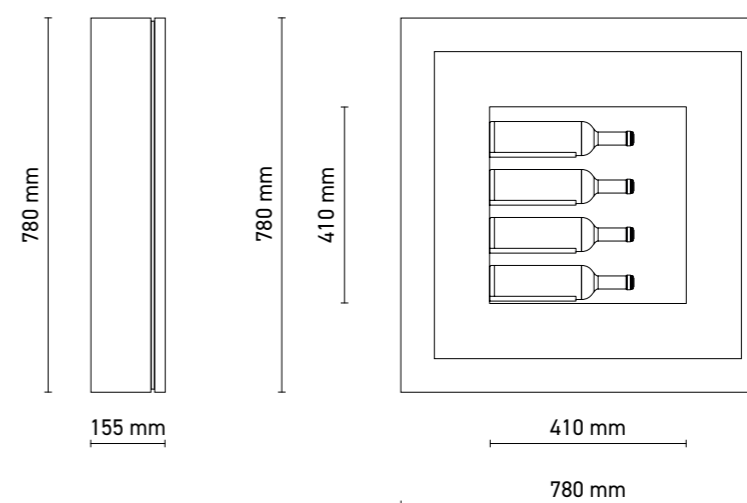





Quadro Vino n. 40



QV40



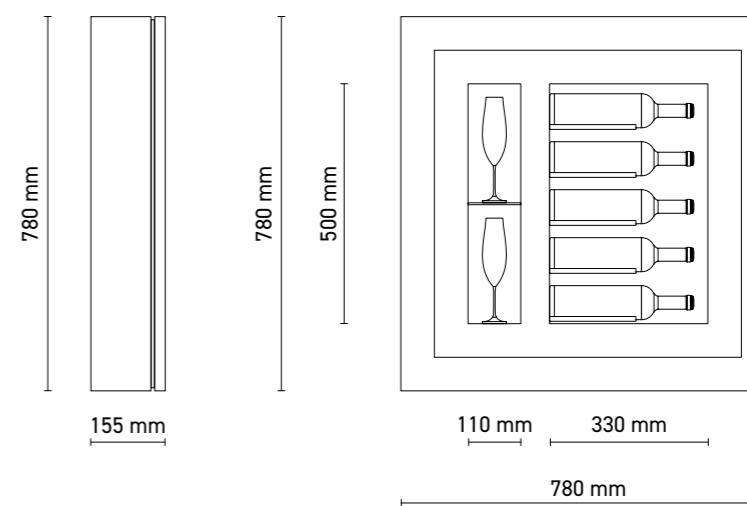
 °C
+ 12 / +20




QV52



Quadro Vino n. 52



 °C
+ 12 / +20

CARATTERISTICHE TECNICHE

Specifications

Struttura in metallo
 Struttura porta in alluminio
 Cornice in legno / hpl / MDF
 Vetrocamera 20 mm / Guarnizione magnetica
 Pannello interno in acciaio
 Illuminazione a LED bianco naturale
 (4000 K - 60 led/mt - 4,8 W / mt - 416 lumen / mt dimmerabile - 12 V)
 Sbrinamento automatico
 Refrigerazione ventilata
 Sistema di antivibrazione

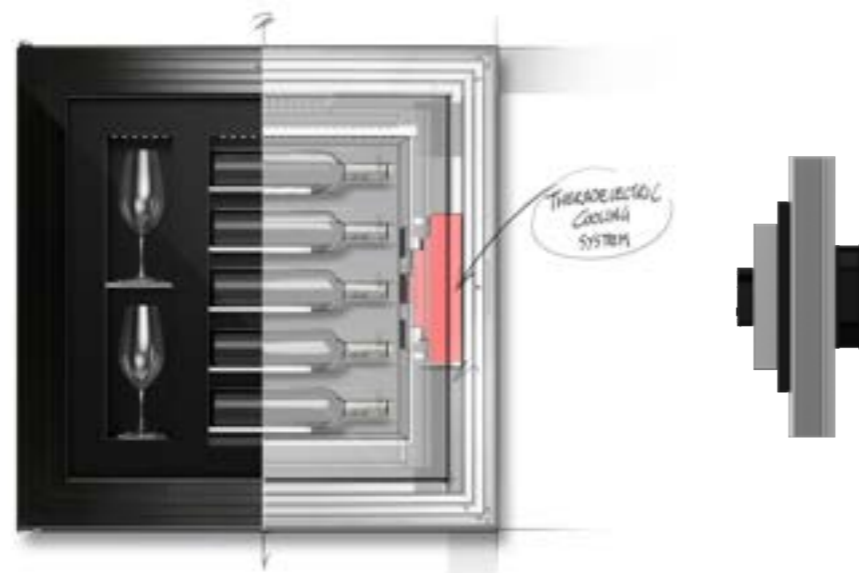
*Metal structure
 Aluminum door structure
 Wood / HPL / MDF door frame
 20 mm double glazing / Magnetic gasket
 Internal steel panel
 White natural daylight LED
 (4000 K - 60 led/mt - 4,8 W / mt - 416 lumen / mt dimmer - 12 V)
 Automatic defrosting
 Ventilated refrigeration
 Anti-vibration system*

CONFIGURATORE ONLINE

Online builder



THERMOELECTRIC COOLING SYSTEM



Disegnato ed ingegnerizzato per la specifica applicazione sul Quadro Vino, è pura tecnologia del freddo in miniatura. Il sistema utilizzato è termoelettrico. L'impianto è ecologico, privo di gas inquinanti e costruito con materiali completamente riciclabili.

Designed and engineered specifically for application on Quadro Vino, it is concentrated miniature cold technology. It employs a thermoelectrical system. It is a green system, free of polluting gases and built with entirely recyclable materials.

MODELLO • Model



QV12



QV30




QV40



QV52

1 - STRUTTURA • Structure



RAL 9010
 bianco
 white


B



RAL 9005
 nero
 black

N

2 - CORNICI • Frames



3 - PANNELLI • Panels






























COLORE LUCE • Light colour

○○○ Standard: LED bianco naturale • white natural daylight LED










●●● Optional: LED blu • blue LED (OPT-QLB)

* I colori RAL vengono realizzati su supporto di MDF in finitura opaca 20 gloss. - * RAL colours are made on MDF 20-gloss matte finish.











Quadro Vino

CODE		 mm LxPxH	 mm LxPxH	 mm LxPxH	 N. 0,75 LT	 H Ø	 LT	Class	 Pnom W	 KWh annum	 LIGHT	 dB	 V	 Kg	 Kg	 Kg	 m³	 m³	 °C TA 22 °C	 °C TA 25 °C	 °C TA 28 °C
 QV12N	 QV12B	600 x 600 x 155	700 x 700 x 250	800 x 1000 x 390	1	H 324 Ø 105	3	SN-N	30	238	○○○	29	100 - 240V	22	25	33	0,1	0,3	+4 / +6	+6 / +8	+8 / +10
 QV30N	 QV30B	600 x 600 x 155	700 x 700 x 250	800 x 1000 x 390	3	H 328 Ø 98	11	SN-N	60	194	○○○	29	100 - 240V	22	25	33	0,1	0,3	+8 / +10	+10 / +12	+12 / +14
 QV40N	 QV40B	780 x 780 x 155	860 x 860 x 250	1000 x 1000 x 390	4	H 400 Ø 90	16	SN-N	60	182	○○○	29	100 - 240V	30	39	45	0,2	0,4	+12 / +14	+14 / +16	+16 / +18
 QV52N	 QV52B	780 x 780 x 155	860 x 860 x 250	1000 x 1000 x 390	5	H 328 Ø 90	15	SN-N	60	198	○○○	29	100 - 240V	30	39	45	0,2	0,4	+12 / +14	+14 / +16	+16 / +18

CORNICE • FRAMES

CODE							
	M01 RAL 9010 RAL 9005 L20 L21 L22 L23	V01 V02 L10 L11 L30 L40 L42 L50 L53 L60 RAL	D01 DRAL 9010 DRAL 9005	C01 CRAL 9010 CRAL 9005	DF01 DF02 DV01 DV02 DRAL	CF01 CF02 CV01 CV02 CRAL	
 QV1230C-	●	●	●	●	●	●	600 x 600 x 7
 QV4052C-	●	●	●	●	●	●	780 x 780 x 7

PANNELLO • PANELS

CODE						
	RAL 9010 RAL 9005	E10 E11 E12 E13 E30 E31 E39 E40 E41 E50				
 QV12P-	●	●	540 x 540 x 1,2	-	-	-
 QV30P-	●	●	540 x 540 x 1,2	-	-	-
 QV40P-	●	●	715 x 715 x 1,2	-	-	-
 QV52P-	●	●	715 x 715 x 1,2	-	-	-

OPTIONAL - LED BLU

CODE	DS	
●●● QV-OPT-LB	●	Optional LED blu - <i>Optional blue LED</i>

* I colori RAL vengono realizzati su supporto di MDF in finitura opaca 20 gloss.

* RAL colours are made on MDF 20-gloss matte finish.



COLORS

HPL laminato alta pressione • High pressure laminate




L01 HPL grezzo raw HPL	L10 bianco opaco matte white	L11 nero opaco matte black	L20 castagno chestnut	L21 Teak Roble Teak Roble	L22 wengé loft loft wenge	L23 larice cenere ash larch	L30 nero materico textured black	L40 cemento tortora dove concrete	L42 corten corten
-------------------------------------	---	---	------------------------------------	--	--	--	---	--	--------------------------------



L50 acciaio satinato brushed steel	L53 nero satinato satin black	L60 nero lucido glossy black
---	--	---


MDF Ayous Leaf finish



M01 MDF non verniciato no finish MDF	A01 ayous non verniciato no finish ayous	F01 foglia oro gold leaf	F02 foglia argento silver leaf	RAL 9010 bianco opaco matte white	RAL 9005 nero opaco matte black	V01 verniciato oro gold paint	V02 verniciato argento silver paint	RAL opaco 20 gloss matte 20 gloss
---	---	---------------------------------------	---	--	--	--	--	--

Dune


Verniciatura a liquido • Liquid paint finish



D01 Dune non verniciato no finish Dune	DF01 foglia oro gold leaf	DF02 foglia argento silver leaf	DRAL 9010 bianco opaco (20 gloss) matte white (20 gloss)	DRAL 9005 nero opaco (20 gloss) matte black (20 gloss)	DV01 verniciato oro gold paint	DV02 verniciato argento silver paint	DRAL opaco 20 gloss matte 20 gloss
---	--	--	---	---	---	---	---

Classica

Verniciatura a liquido • Liquid paint finish




C01 non verniciata no finish Classic	CF01 foglia oro gold leaf	CF02 foglia argento silver leaf	CRAL 9010 bianco opaco (20 gloss) matte white (20 gloss)	CRAL 9005 nero opaco (20 gloss) matte black (20 gloss)	CV01 verniciato oro gold paint	CV02 verniciato argento silver paint	CRAL opaco 20 gloss matte 20 gloss
---	--	--	---	---	---	---	---

Ecopelle • Faux leather



E10 ecopelle bianca white faux leather	E11 ecopelle nera black faux leather	E12 ecopelle grigia grey faux leather	E13 ecopelle rossa red faux leather	E39 ecopelle pitone rosso red python faux leather	E40 ecopelle rettile nera black faux reptile leather	E41 ecopelle rettile blu blue faux reptile leather	E50 ecopelle intrecciata tabacco tobacco woven faux leather
---	---	--	--	--	---	---	--

Sughero • Cork



E30 sughero rete cork mesh	E31 sughero spina di pesce cork herringbone
---	--

Nobilitato



N10 grigio grey

Colorazioni speciali RAL • Special RAL colors



RAL 1001 BEIGE	RAL 1002 SAND YELLOW	RAL 1003 SIGNAL YELLOW	RAL 1006 MAIZE YELLOW	RAL 1007 DAFFODIL YELLOW	RAL 1011 BROWN BEIGE	RAL 1014 IVORY	RAL 1015 LIGHT IVORY	RAL1019 GREY BEIGE	RAL 1024 OCHRE YELLOW
--------------------------	--------------------------------	----------------------------------	---------------------------------	------------------------------------	--------------------------------	--------------------------	--------------------------------	------------------------------	---------------------------------



RAL 1034 PASTEL YELLOW	RAL 2000 YELLOW ORANGE	RAL 2003 PASTEL ORANGE	RAL 2010 SIGNAL ORANGE	RAL 3004 PURPLE RED	RAL 3005 WINE RED	RAL 3007 BLACH RED	RAL 3009 OXIDE RED	RAL 3012 BEIGE RED	RAL 3017 ROSE
----------------------------------	----------------------------------	----------------------------------	----------------------------------	-------------------------------	-----------------------------	------------------------------	------------------------------	------------------------------	-------------------------



RAL 3031 ORIENT RED	RAL 4001 RED LILAC	RAL 4004 CLARET VIOLET	RAL 4009 PASTEL VIOLET	RAL 5003 SAPPHIRE BLUE	RAL 5004 BLACK BLUE	RAL 5005 SIGNAL BLUE	RAL 5008 GREY BLUE	RAL 5012 LIGHT BLUE	RAL 5014 PIGEON BLUE
-------------------------------	------------------------------	----------------------------------	----------------------------------	----------------------------------	-------------------------------	--------------------------------	------------------------------	-------------------------------	--------------------------------



RAL 5020 OCEAN BLUE	RAL 6005 MOSS GREEN	RAL 6011 RESEDA GREEN	RAL 6019 PASTEL GREEN	RAL 7000 SQUIRREL GREY	RAL 7001 SILVER GREY	RAL 7003 MOSS GREY	RAL 7004 SIGNAL GREY	RAL 7006 BEIGE GREY	RAL 7011 IRON GREY
-------------------------------	-------------------------------	---------------------------------	---------------------------------	----------------------------------	--------------------------------	------------------------------	--------------------------------	-------------------------------	------------------------------



RAL 7030 STONE GREY	RAL 7032 PEBBLE GREY	RAL 7035 LIGHT GREY	RAL 7036 PLATINUM GREY	RAL 7042 TRAFFIC GREY A	RAL 8002 SIGNAL BROWN	RAL 8007 FAWN BROWN	RAL 8014 SEPIA BROWN	RAL 8017 CHOCOLATE BROWN	RAL 8019 GREY BROWN
-------------------------------	--------------------------------	-------------------------------	----------------------------------	-----------------------------------	---------------------------------	-------------------------------	--------------------------------	------------------------------------	-------------------------------



RAL 8022 BLACK BROWN	RAL 8025 PALE BROWN	RAL 8028 TERRA BROWN	RAL 9001 CREAM	RAL 9002 GREY WHITE	RAL 9003 SIGNAL WHITE	RAL 9004 SIGNAL BLACK	RAL 9005 JET BLACK	RAL 9010 PURE WHITE	RAL 9016 TRAFFIC WHITE
--------------------------------	-------------------------------	--------------------------------	--------------------------	-------------------------------	---------------------------------	---------------------------------	------------------------------	-------------------------------	----------------------------------

I colori stampati in questa cartella sono indicativi
The colours printed and shown in this folder are merely indicative

Legenda Legend

CODE	Codice	Code
	Temperatura (Temperatura interna vano refrigerato)	Temperature (Internal temperature in refrigerated compartment)
	Temperatura ambiente (Umidità relativa 50%)	Ambient temperature (Relative humidity 50%)
	Versione	Versio n
	Refrigerato	Cooled
	Neutro	Neutral
	Piastre eutettiche	Eutectic plates
	Riscaldato	Heated
	Ventilato	Ventilated
	Ventole interne spente	Internal fans off
	Ventole interne accese	Internal fans on
	Rumorosità	Noise level
	Tensione	Voltage
	Assorbimento	Absorption
Class	Classe energetica	Energy class
	Modello compressore	Compressor type
HF	Gas refrigerante	Refrigerant gas
	Quantità gas	Gas amount
	Numero piastre eutettiche	Number of eutectic plates
LIGHT	Luce	Light
	Led bianco naturale (4000 K - 60 led/mt - 4,8 W / mt - 416 lumen / mt - 12V)	White natural daylight LED (4000 K - 60 led/mt - 4,8 W / mt - 416 lumen / mt - 12V)
	Led bianco caldo (3000 K - 60 led/mt - 1,2 W / mt - 130 lumen / mt - 12V)	brightwhite warm LED (3000 K - 60 led/mt - 1,2 W / mt - 130 lumen / mt - 12V)
	Led blu	Blue LED
	Controller RGB (60 led/mt - 14,4 W / mt - 24V)	RGB controller (60 led/mt - 14,4 W / mt - 24V)
	Controller bianco dinamico (2700/6000 K - 140 led/mt - 19,2 W / mt - 2000 lumen / mt)	Dinamic white controller (2700/6000 K - 140 led/mt - 19,2 W / mt - 2000 lumen / mt)

	Cornice lineare	Linear frame
	Cornice Dune	Dune frame
	Lato posteriore vetrina	Showcase back side
	Ante in vetro	Glass doors
	Pannello cieco	Blank panel
	0,75 LT Numero bottiglie	Number of bottles
	H Altezza / diametro bottiglie	Bottle height / diameter
	Presente	Present
	Assente / dato non disponibile	Absent / data not available
	Volume interno	Internal volume
	mm L x P x H Dimensioni nette	Net dimensions
	mm L x P x H Dimensioni con imballo	Dimensions including packaging
	mm L x P x H Dimensioni con imballo su pedana	Dimensions including packing on pallet
	Kg Peso netto	Net weight
	Peso con imballo	Weight with packaging
	Peso con imballo su pedana	Weight with packing on pallet
	m ³ Volume con imballo	Volume with packaging
	m ³ Volume con imballo su pedana	Volume with packaging on pallet
	Imballo in legno	Wooden packaging
DS	Descrizione	Description
	mm Dimensione ventola	Fan blade size
	mm L A Ø mm - Connessioni (liquido - aspirazione)	Ø mm - Connections (liquid - suction)